

KM-320/515MAH-E

SLIM-LINE MODULAR CRESCENT CUBER

Item # _____

Project: _____

Qty: _____

*AutoCad available on KCL

KM-320/515MAH-E

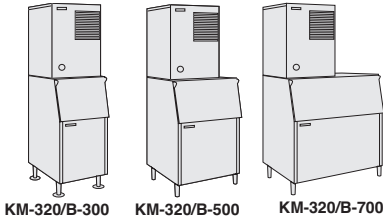
6/11

Item # 13125

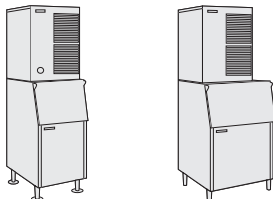
CUBER DIMENSIONS

W x D x H


KM-320/515MAH-E
56 x 69.5 x 77cm



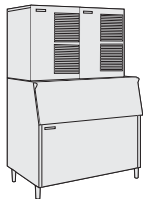
KM-320/B-300 KM-320/B-500 KM-320/B-700



KM-515/B-300 KM-515/B-500



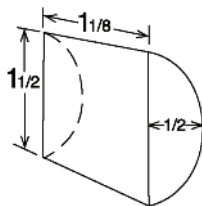
KM-515/B-700 KM-515/B-800



KM-515/B-900

Also available on
Large Bins:
B-1150SS
B-1300SS

*KM CUBE DIMENSIONS



*approximate size in inches, image not to scale



KM-320MAH-E

Air-Cooled
Shown

KM-515MAH-E

Air-Cooled

KM-320MAH-E

- Up to 133 kg of ice production per 24 hours

KM-515MAH-E

- Up to 233 kg of ice production per 24 hours
- Mount two units side by side for 466 kg per 24 hours

KM-320MAH-E & KM-515MAH-E

- Durable stainless steel exterior
- Individual crescent cube
- Protected by H-GUARD Plus Antimicrobial Agent
- CycleSaver® Design
- EverCheck® alert system
- Stainless steel evaporator
- Removable air filters
- R-404A Refrigerant



Warranty

Contact factory for warranty information.



DIMENSIONS
W x D x H
KM-320/515MAH-E
56 x 69.5 x 77cm

• Air-cooled

AIR-COOLED - KM-320MAH-E

Water Temp° C.	10°	21°	32°	
Air Temp° C.	21°	133	125	116
	27°	127	114	106
	32°	125	105	97

AIR-COOLED - KM-515MAH-E

Water Temp° C.	10°	21°	32°	
Air Temp° C.	21°	233	219	200
	27°	222	200	182
	32°	219	185	166

UTILITY CONSUMPTION at 32°C A/ 21°C W

Model Number	Ice Production Per Cycle		KWH per 45 Kg	Potable Water Liters per 45 kg	Condenser Water Liters per 45 kg
	Kg	Cubes			
KM-320MAH-E	3.6	360	7.3	84.0	N/A
KM-515MAH-E	4.6	480	7.1	100.3	N/A

SPECIFICATIONS

Model Number	Condenser	Amperage	Min. Circuit Ampacity	Shipping Weight
KM-320MAH-E	Air-Cooled	3.5	15 A	79 kg
KM-515MAH-E	Air-Cooled	7.14	15 A	79 kg

STORAGE BINS

Model Number	Application Capacity
B-300	136 kg
B-500	227 kg
B-700	318 kg
B-800	363 kg
B-900	409 kg
B-1150	522 kg
B-1300	578 kg

ELECTRICAL & PLUMBING/KM-320/515MAH-E

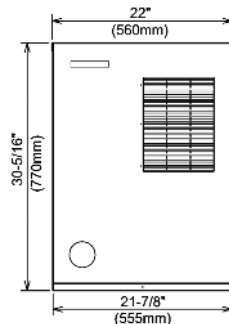
- 220-240/50/1
- 15 Amp Max Fuse
- 0.95cm OD copper or equivalent independent potable water supply
- 3/4" FPT independent drain connection

OPERATING LIMITS

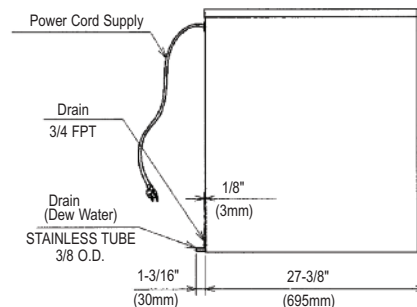
- Ambient Temp Range 7 - 38°C
- Water Temp Range 7 - 32°C
- Water Pressure 0.7 - 8 kg/cm²
- Voltage Range 198 - 254V

SERVICE

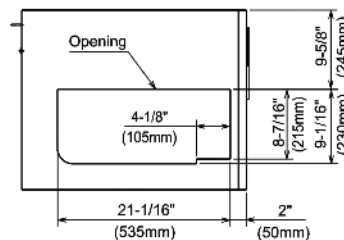
- Panels easily removed and all components accessible for service.
- Removable/cleanable air filters



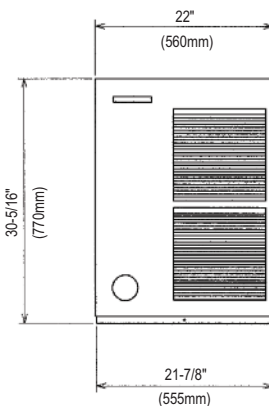
KM-320 FRONT VIEW



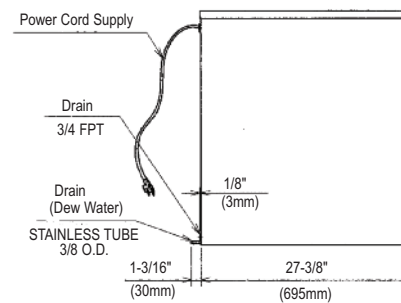
KM-320 SIDE VIEW



KM-320/515 ICE DROP ZONE



KM-515 FRONT VIEW



KM-515 SIDE VIEW



© HOSHIZAKI AMERICA, INC.

618 Hwy. 74 S., Peachtree City, GA 30269

TEL 1-800-438-6087

FAX 1-800-345-1325

www.hoshizaki.com

Printed in U.S.A.

